

SP-1F

FM DIPOLE ANTENNA

FEATURES

- radiating systems with SP-1F
- omnidirectional patterns with preferred direction
- high power systems

ELECTRICAL DATA

FREQUENCY RANGE	87.5 ÷ 108 MHz
IMPEDANCE	50 ohm
CONNECTOR	according to system power rating
POWER RATING	The antenna system can accept any power according to requirements
VSWR	≤ 1.25 in the operating frequency
POLARIZATION	Vertical
GAIN	Refer to table
VERTICAL PATTERN	Null fill, beam tilt and special requirements to order
OTHER FEATURES	The antenna system can be supplied in split feed configuration (two equal halves). Each half can accept full power.

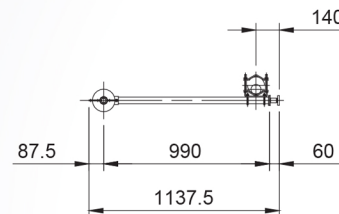
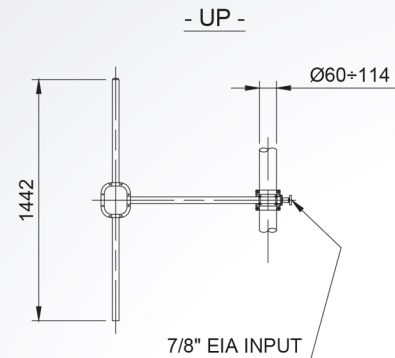
MECHANICAL DATA

HEIGHT OF ARRAY	Subject to number of bays
TOTAL NET WEIGHT	Refer to table
WIND LOAD	Refer to table
PRESSURIZABLE	Yes
RADOME COLOUR	Grey (optional)
MOUNTING HARDWARE	One clamp for pole, supplied

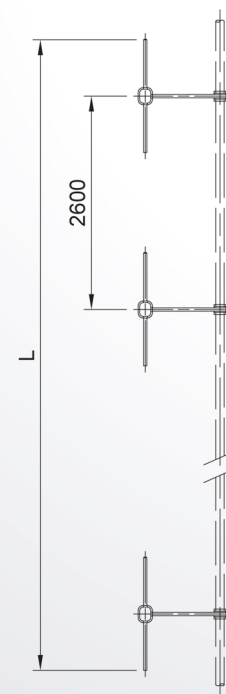
TECHNICAL DATA

NUMBER OF BAYS	PANELS PER BAY	GAIN dB (1)	GAIN TIMES (1)	WEIGHT kg (2)	ANTENNA HEIGHT L m	WIND LOAD kN (3)
2	1	5	3.16	27	4.0	0.36
4	1	8	6.31	54	9.2	0.72
6	1	9.8	9.55	81	14.4	1.08
8	1	11	12.59	108	19.6	1.44
12	1	12.8	19.05	162	30.0	2.16

(1) referred to half wave dipole. Losses of power distribution network not included.
 (2) without mounting hardware.
 (3) v= 150 km/h



- UP -



SP-1F

FM DIPOLE ANTENNA

FEATURES

- vertical polarization
- broadband 87.5 ÷ 108 MHz
- 2.5 dB gain
- omnidirectional pattern with preferred direction
- stainless steel



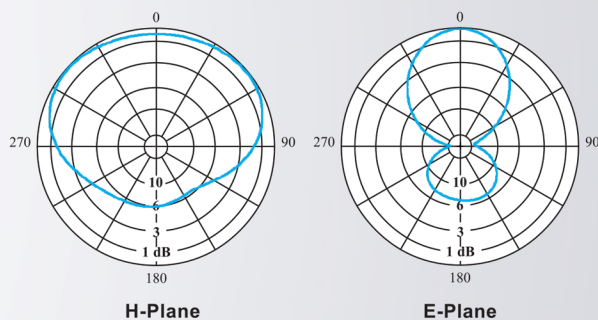
ELECTRICAL DATA

ANTENNA TYPE	FSP1-F
FREQUENCY RANGE	87.5 ÷ 108 MHz
IMPEDANCE	50 ohm
CONNECTOR	NF or 7/16 F or 7/8" EIA or 7/8" EIA 90°
MAX POWER	0,75 kW (NF), 3 kW (7/16 F), 5 kW (7/8" EIA), 5 kW (7/8" EIA 90°)
VSWR	≤ 1.25 TYPICAL
POLARIZATION	Vertical
GAIN (referred to half wave dipole)	2.5 dB
HALF POWER BEAMWIDTH	E-Plane ± 37° H-Plane ± 105°
LIGHTNING PROTECTION	All metal parts DC grounded

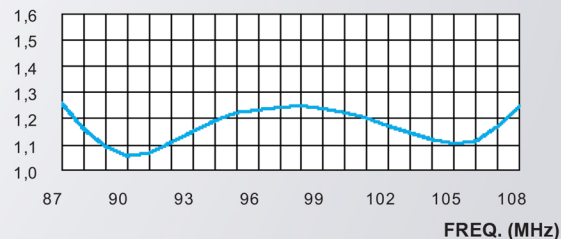
MECHANICAL DATA

DIMENSIONS	1138 x 1442 x 136 mm
WEIGHT	10 kg
WIND SURFACE	0.14 m ²
WIND LOAD (at 150 km/h)	0.18 kN
MAX WIND VELOCITY	220 km/h
MATERIALS	External parts (stainless steel, nickel plated brass) Internal parts (silver plated brass, polished brass, deoxidized aluminium) Radome (fiberglass)
ICING PROTECTION	Feed point radome
RADOME COLOUR	Grey (optional)
MOUNTING	With special pipe clamps ø 60 ÷ 114 mm

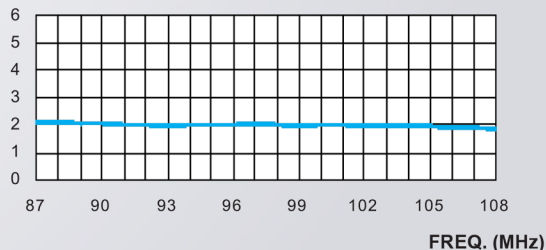
RADIATION PATTERNS (Mid Band)



VSWR



GAIN (dB)



Specifications are subject to change without prior notice